

# Email Forward settings for CUNI.CZ - via M365 cloud

## In general

Charles University automatically creates email accounts for all employees at the “central tenant” of Microsoft 365.

Emails are in format UKCO@o365.cuni.cz (e.g.: 99999999@o365.cuni.cz )

Unfortunately there is no automatic email redirect from this generic mailbox anywhere.

Each user have to set the redirect individually.

It can be done easily by logging into M365 environment and set the redirect in online Outlook

## Instructions

- 1) Go to <https://m365.cloud.microsoft>
- 2) click Sign in at the top right side of the page



- 3) in sign in dialog enter your UKCO followed by @cuni.cz



### Sign in


99999999@cuni.cz

No account? [Create one!](#)

[Can't access your account?](#)


Next

- 4) you will be redirected to CUNI Single Sign-On logon page. Enter your UKCO as Username together with your password (CUNI CAS username and password)

 **Enter Username & Password**


Username:\*

Username is a required field.

Password:\* 

**LOGIN**

5) You may choose to stay signed in so you do not usually need to re-enter username and password next time

 Microsoft

451[redacted]@cuni.cz

**Stay signed in?**

Do this to reduce the number of times you are asked to sign in.

Don't show this again

Open top-left application menu and click Outlook

From:  
<https://wiki.cerge-ei.cz/> - **CERGE-EI Infrastructure Services**

Permanent link:  
[https://wiki.cerge-ei.cz/doku.php?id=public:emai:forward\\_settings\\_o365&rev=1741351804](https://wiki.cerge-ei.cz/doku.php?id=public:emai:forward_settings_o365&rev=1741351804)

Last update: **2025-03-07 12:50**

