

Webmail

users generally can...

- Manage Out-of-Office message via webmail (and turn this feature on and off)
- Check mailbox size and available/remaining space

Webmail Links

User must be aware whether his/her mailbox is at Kerio mailserv or Zimbra mailserv

CERGE-EI Webmail - Kerio <https://mbox.cerge-ei.cz/>

(login with your username)

CERGE-EI Webmail Zimbra <https://mail.cerge-ei.cz/>

(login with your username)

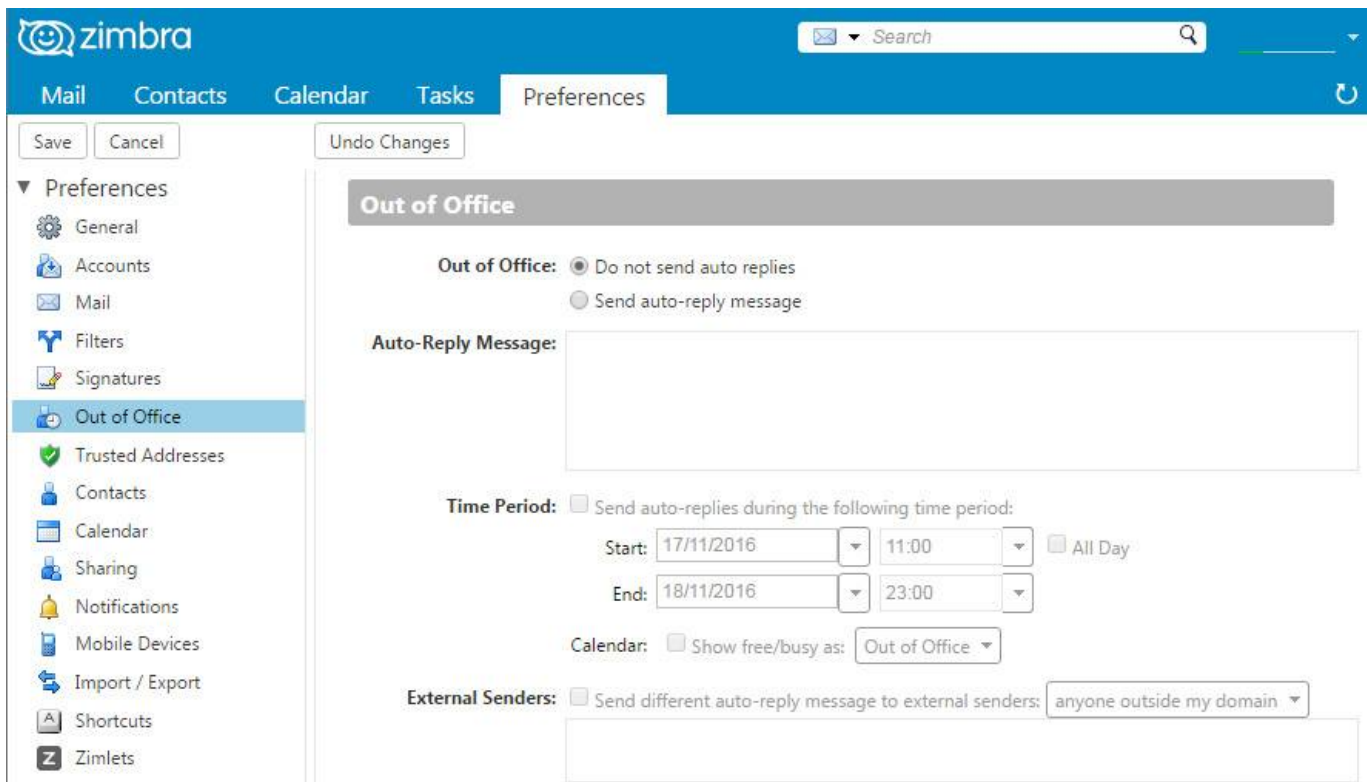
Out Of Office

Zimbra

- Log into the webmail interface <https://mail.cerge-ei.cz/>
- Go to the **Preferences** tab
- Go to the **Out of Office** item (in the left pane)
- **Manage** your Out of Office settings
- Click **Save** button (top left corner)
- and... **DO NOT FORGET** to turn Out of Office off when you are back in track 😊

Screenshots of Zimbra Out of Office dialogs

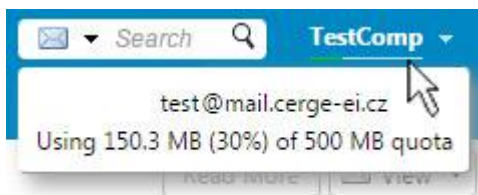
Zimba Mailserv



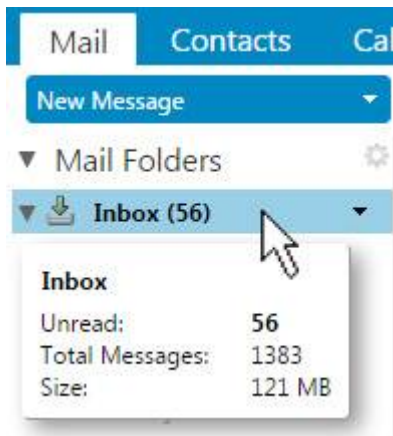
Mailbox Size Check

Zimbra

You can check occupied mailbox space by pointing the mouse pointer at the line under your mailbox name (in top right corner)



You can check size of each folder by pointing mouse pointer at the respective folder name



From:
<https://wiki.cerge-ei.cz/> - **CERGE-EI Infrastructure Services**

Permanent link:
<https://wiki.cerge-ei.cz/doku.php?id=public:emai:webmail&rev=1725979598>

Last update: **2024-09-10 14:46**

